


























29

## 100m Freestyle Men Final

Official

Rank	Competitor	Age	Club	RT	PTS	Result
1	 Cameron Gray	22		0.67		<b>48.66</b> Entry: 48.47 <b>+0.19</b>
	50m: 23.40 100m: 48.66 (25.26)					
2	 Lewis Clareburt	26		0.70		<b>48.83</b> Entry: 49.70 <b>-0.87</b>
	50m: 23.81 100m: 48.83 (25.02)					
3	 Carter Swift	27		0.59		<b>49.21</b> Entry: 49.31 <b>-0.10</b>
	50m: 23.48 100m: 49.21 (25.73)					
4	 Zachary Dell	25		0.66		<b>50.21</b> Entry: 50.07 <b>+0.14</b>
	50m: 23.66 100m: 50.21 (26.55)					
5	 Michael Pickett	23		0.59		<b>50.30</b> Entry: 50.04 <b>+0.26</b>
	50m: 23.80 100m: 50.30 (26.50)					
6	 Igor Russanov	18		0.69		<b>50.33</b> Entry: 50.26 <b>+0.07</b>
	50m: 23.72 100m: 50.33 (26.61)					
7	 Jack Hendy	25		0.71		<b>50.41</b> Entry: 50.70 <b>-0.29</b>
	50m: 23.87 100m: 50.41 (26.54)					
8	 Harrison Klouwens	20		0.67		<b>50.48</b> Entry: 50.43 <b>+0.05</b>
	50m: 23.72 100m: 50.48 (26.76)					
9	 Orlando Hardie	17	 Ha...	0.67		<b>50.99</b> Entry: 50.99
	50m: 24.29 100m: 50.99 (26.70)					
10	 Fraser Walker	18		0.74		<b>51.16</b> Entry: 51.30 <b>-0.14</b>
	50m: 25.06 100m: 51.16 (26.10)					
11	 Rui Hou	17		0.68		<b>51.38</b> Entry: 50.75 <b>+0.63</b>
	50m: 24.63 100m: 51.38 (26.75)					
12	 Luke Manderson	17		0.64		<b>51.69</b> Entry: 51.63 <b>+0.06</b>
	50m: 24.53 100m: 51.69 (27.16)					
13	 Isaac Gear	18		0.66		<b>52.75</b> <b>+0.15</b>



Entry: 52.60

50m: 25.05 100m: 52.75 (27.70)

14

Neo Urlich

18



0.72

**52.95**Entry: 53.78 **-0.83**

50m: 25.47 100m: 52.95 (27.48)

15

William Delamare

18



0.65

**54.41**Entry: 54.30 **+0.11**

50m: 25.75 100m: 54.41 (28.66)

16

Sean Burke

17



0.70

**54.74**Entry: 54.43 **+0.31**

50m: 25.93 100m: 54.74 (28.81)

17

Liam Curling

16



0.61

**50.94**Entry: 50.99 **-0.05**

50m: 24.39 100m: 50.94 (26.55)

18

Blake Elliott

23



0.60

**51.91**Entry: 51.69 **+0.22**

50m: 24.91 100m: 51.91 (27.00)

19

Hugo Wrathall

21



0.62

**51.95**Entry: 52.18 **-0.23**

50m: 24.81 100m: 51.95 (27.14)

20

Thomas Nankervis (V)

22



0.66

**52.11**Entry: 52.24 **-0.13**

50m: 25.15 100m: 52.11 (26.96)

21

Roelof Stoetzer (V)

28



0.73

**52.13**Entry: 51.95 **+0.18**

50m: 25.23 100m: 52.13 (26.90)

22

Grayson Coulter

14



0.66

**52.19**Entry: 51.83 **+0.36**

50m: 25.03 100m: 52.19 (27.16)

23

Liam Rees

19



0.67

**52.34**Entry: 52.73 **-0.39**

50m: 25.34 100m: 52.34 (27.00)

24

Ethan MacDonald

19



Ha...

0.74

**52.75**Entry: 52.30 **+0.45**

50m: 25.28 100m: 52.75 (27.47)